



Crossover Guide

Commander SK & Unidrive SP to **Commander C and Unidrive M**

Class-leading general purpose and universal AC drives

CONTROL TECHNIQUES™

DIFFERENT APPLICATIONS, DIFFERENT NEEDS

COMMANDER C

General Purpose AC Drives



0.33 - 200 HP (0.33 kW - 132 kW) Normal Duty
115 V | 208 - 240 V | 380 - 480 V

UNIDRIVE M

Universal AC/Servo Drives



0.33 - 4,200 HP (0.25 kW - 2.8 MW) Heavy Duty
115 V | 208 - 240 V | 380 - 480 V | 575 V | 690 V

CONTROL TECHNIQUES™

Commander SK to Commander C200, 120 to 230 V

Dimensions

SK Frame	H x W x D (in)	H x W x D (in)	M200/M400 Frame	Retrofit Kit
A	6.1 x 3.0 x 5.7	6.3 x 3.0 x 5.1	1	NOT REQUIRED
B	8.1 x 3.4 x 6.2	8.1 x 3.1 x 5.9	2	NOT REQUIRED
C	10.2 x 3.9 x 6.8	8.9 x 3.5 x 6.3	3	3470-0097
D	13.2 x 4.5 x 7.8	10.9 x 4.5 x 6.9	4	3470-0101
2	15.3 x 6.1 x 8.6	15.4 x 5.6 x 7.6	5	3470-0066
3	15.3 x 9.8 x 10.2	15.4 x 8.3 x 9.0	6	3470-0074
4	21.5 x 12.2 x 11.7	21.9 x 10.6 x 11.0	7	3470-0078



Commander SK

Commander C200

Differences to Note:

- Commander C200 requires a AI-485-ADAPTOR for Modbus RTU communications, order separately.
- The Commander SK when fitted with an SM-I/O option could support 2 or more analog outputs. The Commander C200 is limited to 1 analog output. For applications requiring 2 analog outputs the Unidrive M400 is the recommended replacement.

Power Specification

Input Voltage	HP	Commander SK			Commander C200		
		Output A	Frame	Order Code	Order Code	Output A	Frame
120 V 50/60 Hz, 1-Phase (230 V, 3-Phase Output)	0.33	1.7	A	SKA1100025	C200-01100017A10101AB100	1.7	1
	0.5	2.2	A	SKA1100037	C200-01100024A10101AB100	2.4	1
	1	4	B	SKB1100075	C200-02100042A10101AB100	4.2	2
	1.5	5.2	B	SKB1100110	C200-02100056A10101AB100	5.6	2
200 - 240 V 50/60 Hz, 1-Phase	0.33	1.7	A	SKA1200025	C200-01200017A10101AB100	1.7	1
	0.5	2.2	A	SKA1200037	C200-01200024A10101AB100	2.4	1
	0.75	3	A	SKA1200055	C200-01200033A10101AB100	3.3	1
	1	4	A	SKA1200075	C200-01200042A10101AB100	4.2	1
	1.5	5.2	B	SKBD200110	C200-02200056A10101AB100	5.6	2
	2	7	B	SKBD200150	C200-02200075A10101AB100	7.5	2
	3	9.6	C	SKCD200220	C200-03200100A10101AB100	10	3
	3	12.6	D	SKDD200300	C200-04200133A10101AB100	13.3	4
200 - 240 V 50/60 Hz, 3-Phase	Not Available				C200-02200024A10101AB100	2.4	2
	Not Available				C200-02200033A10101AB100	3.3	2
	Not Available				C200-02200042A10101AB100	4.2	2
	1.5	5.2	B	SKBD200110	C200-02200056A10101AB100	5.6	2
	2	7	B	SKBD200150	C200-02200075A10101AB100	7.5	2
	3	9.6	C	SKCD200220	C200-03200100A10101AB100	10	3
	3	12.6	C	SKCD200300	C200-04200133A10101AB100	13.3	4
	5	17	D	SKD3200400	C200-04200176A10101AB100	17.6	4
	3	12.6	2	SK2201	C200-04200133A10101AB100	13.3	4
	5	17	2	SK2202	C200-04200176A10101AB100	17.6	4
	7.5	25	2	SK2203	C200-05200250A10101AB100	25	5
	10	31	3	SK3201	C200-06200330A10101AB100	33	6
	15	42	3	SK3202	C200-06200440A10101AB100	44	6
	20	56	4	SK4201	C200-07200610A10101AB100	61	7
25	68	4	SK4202	C200-07200750A10101AB100	75	7	
30	80	4	SK4203	C200-07200830A10101AB100	83	7	

Output A "Amp" ratings are heavy duty and at 3 kHz switching frequency.

This reference material provides an easy crossover based on hp/Amp ratings. Application specifics should be reviewed by an Control Techniques Application Engineer. For additional assistance, call 1-800-893-2321.

Commander SK to Commander C200, 460 V

Dimensions

SK Frame	H x W x D (in)	H x W x D (in)	M200/M400 Frame	Retrofit Kit
A	6.1 x 3.0 x 5.7	6.3 x 3.0 x 5.1	1	NOT REQUIRED
B	8.1 x 3.4 x 6.2	8.1 x 3.1 x 5.9	2	NOT REQUIRED
C	10.2 x 3.9 x 6.8	8.9 x 3.5 x 6.3	3	3470-0097
D	13.2 x 4.5 x 7.8	10.9 x 4.5 x 6.9	4	3470-0101
2	15.3 x 6.1 x 8.6	15.4 x 5.6 x 7.6	5	3470-0066
3	15.3 x 9.8 x 10.2	15.4 x 8.3 x 9.0	6	3470-0074
4	21.5 x 12.2 x 11.7	21.9 x 10.6 x 11.0	7	3470-0078
5	33.8 x 12.2 x 11.7	31.7 x 12.2 x 11.4	8	3470-0118
6	46.0 x 12.2 x 11.7	43.6 x 12.2 x 11.4	9A	3470-0118




Commander SK

Commander C200

Differences to Note:

- Commander C200 requires a RS485 Adaptor for Modbus RTU communications
- The Commander SK when fitted with an SM-I/O option could support 2 or more analog outputs. The Commander C200 is limited to 1 analog output. For applications requiring 2 analog outputs the Unidrive M400 is the recommended replacement.

Crossover Reference Table

Input Voltage	HP	Commander SK 			Commander C200		
		Output A	Frame	Order Code	Order Code	Output A	Frame
400 - 480 V 50/60 Hz, 3-Phase	0.5	1.3	B	SKB3400037	C200-02400013A10101AB100	1.3	2
	0.75	1.7	B	SKB3400055	C200-02400018A10101AB100	1.8	2
	1	2.1	B	SKB3400075	C200-02400023A10101AB100	2.3	2
	1.5	2.8	B	SKB3400110	C200-02400032A10101AB100	3.2	2
	2	3.8	B	SKB3400150	C200-02400041A10101AB100	4.1	2
	3	5.1	C	SKC3400220	C200-03400056A10101AB100	5.6	3
	3	7.2	C	SKC3400300	C200-03400073A10101AB100	7.3	3
	5	9	C	SKC3400400	C200-03400094A10101AB100	9.4	3
	7.5	13	D	SKD3400550	C200-04400135A10101AB100	13.5	4
	10	16.5	D	SKD3400750	C200-04400170A10101AB100	17	4
	7.5	13	2	SK2401	C200-04400135A10101AB100	13.5	4
	10	16.5	2	SK2402	C200-04400170A10101AB100	17	4
	15	25	2	SK2403	C200-05400270A10101AB100	27	5
	20	29	2	SK2404	C200-05400300A10101AB100	30	5
	25	32	3	SK3401	C200-06400350A10101AB100	35	6
	30	40	3	SK3402	C200-06400420A10101AB100	42	6
	30	46	3	SK3403	C200-06400470A10101AB100	46	6
	40	60	4	SK4401	C200-07400660A10101AB100	66	7
	50	74	4	SK4402	C200-07400770A10101AB100	77	7
	75	96	4	SK4403	C200-07401000A10101AB100	100	7
100	124	5	SK5401	C200-08401340A10101AB100	134	8	
125	156	5	SK5402	C200-08401570A10101AB100	157	8	
150	180	6	SK6401	C200-09402000A10101AB100	180	9A	
150	210	6	SK6402	C200-09402240A10101AB100	211	9A	

Output A "Amp" ratings are heavy duty and at 3 kHz switching frequency.

This reference material provides an easy crossover based on hp/Amp ratings. Application specifics should be reviewed by an Control Techniques Application Engineer. For additional assistance, call 1-800-893-2321.

Commander SK to Unidrive M400, 575 to 690 V

Dimensions

SK Frame	H x W x D (in)	H x W x D (in)	M200/400 Frame	Retrofit Kit
3	15.3 x 9.8 x 10.2	15.4 x 8.3 x 9.0	5	3470-0066
3	15.3 x 9.8 x 10.2	15.4 x 8.3 x 9.0	6	3470-0074
4	21.5 x 12.2 x 11.7	21.9 x 10.6 x 11.0	7	3470-0078
5	33.8 x 12.2 x 11.7	31.7 x 12.2 x 11.4	8	3470-0118
6	46.0 x 12.2 x 11.7	43.6 x 12.2 x 11.4	9A	3470-0118




Commander SK

Unidrive M400

Differences to Note:

- Unidrive M400 requires a RS485 Adaptor for Modbus RTU communications
- Unidrive M400 standard order code does not include a keypad. Order separately, order code CI-KEYPAD-LCD

Crossover Reference Table

Input Voltage	HP	Commander SK 			Commander C200		
		Output A	Frame	Order Code	Order Code	Output A	Frame
500 - 575 V 50/60 Hz, 3-Phase	2	4.1	3	SK3501	M400-05500030A10101AB100	3	5
	3	5.4	3	SK3502	M400-05500040A10101AB100	4	5
	5	6.1	3	SK3503	M400-05500069A10101AB100	6.9	5
	7.5	9.5	3	SK3504	M400-06500100A10101AB100	10	6
	10	12	3	SK3505	M400-06500150A10101AB100	15	6
	15	18	3	SK3506	M400-06500190A10101AB100	19	6
	20	22	3	SK3507	M400-06500230A10101AB100	23	6
	25	27	4	SK4603	M400-06500290A10101AB100	29	6
	30	36	4	SK4604	M400-06500350A10101AB100	34	6
	40	43	4	SK4605	M400-07500440A10101AB100	44	7
	50	52	4	SK4606	M400-07500550A10101AB100	55	7
	60	63	5	SK5601	M400-08500630A10101AB100	63	8
500 - 690 V 50/60 Hz, 3-Phase	75	85	5	SK5602	M400-08500860A10101AB100	86	8
	100	100	6	SK6601	M400-09501040A10101AB100	104	9
	125	125	6	SK6602	M400-09501310A10101AB100	131	9
	20	19	4	SK4601	M400-07600190A10101AB100	19	7
	25	22	4	SK4602	M400-07600240A10101AB100	24	7
	30	27	4	SK4603	M400-07600290A10101AB100	29	7
	40	36	4	SK4604	M400-07600380A10101AB100	38	7
	50	43	4	SK4605	M400-07600440A10101AB100	44	7
	60	52	4	SK4606	M400-07600540A10101AB100	54	7
	75	63	5	SK5601	M400-08600630A10101AB100	63	8
	100	85	5	SK5602	M400-08600860A10101AB100	86	8
	125	100	6	SK6601	M400-09601040A10101AB100	104	9A
150	125	6	SK6602	M400-09601310A10101AB100	131	9A	

Output A "Amp" ratings are heavy duty and at 3 kHz switching frequency.

This reference material provides an easy crossover based on hp/Amp ratings. Application specifics should be reviewed by an Control Techniques Application Engineer. For additional assistance, call 1-800-893-2321.

Unidrive SP to Unidrive M701, 230 to 460 V, Normal Duty

Dimensions

SP Frame	H x W x D (in)	H x W x D (in)	M701 Frame	Retrofit Kit
1	15.2 x 3.9 x 8.6	15.0 x 3.3 x 7.9	3	NOT REQUIRED
2	15.3 x 6.1 x 8.6	15.4 x 4.9 x 7.9	4	3470-0062
2	15.3 x 6.1 x 8.6	15.4 x 5.6 x 7.9	5	3470-0066
3	15.3 x 9.8 x 10.2	15.4 x 8.3 x 9.0	6	3470-0074
4	21.5 x 12.2 x 11.7	21.9 x 10.6 x 11.0	7	3470-0078
5	33.8 x 12.2 x 11.7	31.7 x 12.2 x 11.4	8	3470-0118
6	46.0 x 12.2 x 11.7	43.6 x 12.2 x 11.4	9A	3470-0118




Unidrive SP Unidrive M701

Differences to Note:

- For Unidrive SP applications with SM-Ethernet use M700 drives
- Unidrive M70x drives do not include a keypad, order separately
- Add SI-I/O option for Unidrive M701 high resolution analog input
- Unidrive SP frame 0 is current product

Crossover Reference Table

Input Voltage	HP	Unidrive SP 			Unidrive M701		
		Output A	Frame	Order Code	Order Code	Output A	Frame
200 - 240 V 50/60 Hz, 3-Phase	1.5	5.2	1	SP1201	M701-03200050A10101AB100	6.6	3
	2	6.8	1	SP1202	M701-03200066A10101AB100	8	3
	3	9.6	1	SP1203	M701-03200080A10101AB100	11	3
	3	11	1	SP1204	M701-03200106A10101AB100	12.7	3
	5	15.5	2	SP2201	M701-04200137A10101AB100	18	4
	7.5	22	2	SP2202	M701-04200185A10101AB100	25	4
	10	28	2	SP2203	M701-05200250A10101AB100	30	5
	15	42	3	SP3201	M701-06200330A10101AB100	50	6
	20	54	3	SP3202	M701-06200440A10101AB100	58	6
	25	68	4	SP4201	M701-07200610A10101AB100	75	7
	30	80	4	SP4202	M701-07200750A10101AB100	94	7
	40	104	4	SP4203	M701-07200830A10101AB100	117	7
	50	130	5	SP5201	M701-08201160A10101AB100	149	8
60	154	5	SP5202	M701-08201320A10101AB100	180	8	
380 - 460 V 50/60 Hz, 3 Phase	1.5	2.8	1	SP1401	M701-03400025A10101AB100	3.4	3
	2	3.8	1	SP1402	M701-03400031A10101AB100	4.5	3
	3	5	1	SP1403	M701-03400045A10101AB100	6.2	3
	5	6.9	1	SP1404	M701-03400062A10101AB100	7.7	3
	5	8.8	1	SP1405	M701-03400078A10101AB100	10.4	3
	7.5	11	1	SP1406	M701-03400100A10101AB100	12.3	3
	10	15.3	2	SP2401	M701-04400150A10101AB100	18.5	4
	15	21	2	SP2402	M701-04400172A10101AB100	24	4
	20	29	2	SP2403	M701-05400270A10101AB100	30	5
	20	29	2	SP2404	M701-05400300A10101AB100	31	5
	25	35	3	SP3401	M701-06400350A10101AB100	38	6
	30	43	3	SP3402	M701-06400420A10101AB100	48	6
	40	56	3	SP3403	M701-06400470A10101AB100	63	6
	50	68	4	SP4401	M701-07400660A10101AB100	79	7
	60	83	4	SP4402	M701-07400770A10101AB100	94	7
	75	104	4	SP4403	M701-07401000A10101AB100	112	7
	100	138	5	SP5401	M701-08401340A10101AB100	155	8
125	168	5	SP5402	M701-08401570A10101AB100	184	8	
150	205	6	SP6401	M701-09402000A10101AB100	221	9A	
200	236	6	SP6402	M701-09402240A10101AB100	255	9A	

Output A "Amp" ratings are heavy duty and at 3 kHz switching frequency.

This reference material provides an easy crossover based on hp/Amp ratings. Application specifics should be reviewed by an Control Techniques Application Engineer. For additional assistance, call 1-800-893-2321.

Unidrive SP to Unidrive M701, 230 to 460 V, Heavy Duty

Dimensions


SP Frame	H x W x D (in)	H x W x D (in)	M701 Frame	Retrofit Kit
1	15.2 x 3.9 x 8.6	15.0 x 3.3 x 7.9	3	NOT REQUIRED
2	15.3 x 6.1 x 8.6	15.4 x 4.9 x 7.9	4	3470-0062
2	15.3 x 6.1 x 8.6	15.4 x 5.6 x 7.9	5	3470-0066
3	15.3 x 9.8 x 10.2	15.4 x 8.3 x 9.0	6	3470-0074
4	21.5 x 12.2 x 11.7	21.9 x 10.6 x 11.0	7	3470-0078
5	33.8 x 12.2 x 11.7	31.7 x 12.2 x 11.4	8	3470-0118
6	46.0 x 12.2 x 11.7	43.6 x 12.2 x 11.4	9A	3470-0118



Differences to Note:

- For Unidrive SP applications with SM-Ethernet use M700 drives
- Unidrive M70x drives do not include a keypad, order separately
- Add SI-I/O option for Unidrive M701 high resolution analog input
- Unidrive SP frame 0 is current product

Crossover Reference Table

Input Voltage	HP	Unidrive SP 			Unidrive M701		
		Output A	Frame	Order Code	Order Code	Output A	Frame
200 - 240 V 50/60 Hz, 3-Phase	1	4.3	1	SP1201	M701-03200050A10101AB100	5	3
	1.5	5.8	1	SP1202	M701-03200066A10101AB100	6.6	3
	2	7.5	1	SP1203	M701-03200080A10101AB100	8	3
	3	10.6	1	SP1204	M701-03200106A10101AB100	10.6	3
	3	12.6	2	SP2201	M701-04200137A10101AB100	13.7	4
	5	17	2	SP2202	M701-04200185A10101AB100	18.5	4
	7.5	25	2	SP2203	M701-05200250A10101AB100	25	5
	10	31	3	SP3201	M701-06200330A10101AB100	33	6
	15	42	3	SP3202	M701-06200440A10101AB100	44	6
	20	56	4	SP4201	M701-07200610A10101AB100	61	7
	25	68	4	SP4202	M701-07200750A10101AB100	75	7
	30	80	4	SP4203	M701-07200830A10101AB100	83	7
380 - 460 V 50/60 Hz, 3 Phase	40	105	5	SP5201	M701-08201160A10101AB100	116	8
	50	130	5	SP5202	M701-08201320A10101AB100	132	8
	1	2.1	1	SP1401	M701-03400025A10101AB100	2.5	3
	1.5	3	1	SP1402	M701-03400031A10101AB100	3.1	3
	2	4.2	1	SP1403	M701-03400045A10101AB100	4.5	3
	3	5.8	1	SP1404	M701-03400062A10101AB100	6.2	3
	5	7.6	1	SP1405	M701-03400078A10101AB100	7.8	3
	5	9.5	1	SP1406	M701-03400100A10101AB100	10	3
	7.5	13	2	SP2401	M701-04400150A10101AB100	15	4
	10	16.5	2	SP2402	M701-04400172A10101AB100	17.2	4
	15	25	2	SP2403	M701-05400270A10101AB100	25.4	5
	20	29	2	SP2404	M701-05400300A10101AB100	30	5
	25	32	3	SP3401	M701-06400350A10101AB100	35	6
	30	40	3	SP3402	M701-06400420A10101AB100	42	6
	30	46	3	SP3403	M701-06400470A10101AB100	46	6
	40	60	4	SP4401	M701-07400660A10101AB100	66	7
	50	74	4	SP4402	M701-07400770A10101AB100	77	7
	75	96	4	SP4403	M701-07401000A10101AB100	100	7
100	124	5	SP5401	M701-08401340A10101AB100	134	8	
125	156	5	SP5402	M701-08401570A10101AB100	157	8	
150	180	6	SP6401	M701-09402000A10101AB100	180	9A	
150	210	6	SP6402	M701-09402240A10101AB100	211	9A	

Output A "Amp" ratings are heavy duty and at 3 kHz switching frequency.

This reference material provides an easy crossover based on hp/Amp ratings. Application specifics should be reviewed by an Control Techniques Application Engineer. For additional assistance, call 1-800-893-2321.

Unidrive SP to Unidrive M701, 575 to 690 V, Normal Duty

Dimensions

SP Frame	H x W x D (in)	H x W x D (in)	M701 Frame	Retrofit Kit
N/A	N/A	15.4 x 5.6 x 7.9	5	3470-0066
3	15.3 x 9.9 x 10.3	15.4 x 8.3 x 8.9	6	3470-0074
4	21.5 x 12.2 x 11.7	21.9 x 10.6 x 11	7	3470-0078
5	33.8 x 12.2 x 11.7	31.6 x 12.2 x 11.4	8	3470-0118
6	46 x 12.2 x 11.7	42.1 x 12.2 x 11.4	9A	3470-0118




Unidrive SP Unidrive M701

Differences to Note:

- For Unidrive SP applications with SM-Ethernet use M700 drives
- Unidrive M70x drives do not include a keypad, order separately
- Add SI-I/O option for Unidrive M701 high resolution analog input
- Unidrive SP frame 0 is current product

Crossover Reference Table

Input Voltage	HP	Unidrive SP 			Unidrive M701		
		Output A	Frame	Order Code	Order Code	Output A	Frame
500 - 575 V 50/60 Hz, 3-Phase	3	5.4	3	SP3501	M701-05500030A10101AB100	3.9	5
	5	6.1	3	SP3502	M701-05500040A10101AB100	6.1	5
	7.5	8.4	3	SP3503	M701-05500069A10101AB100	10	5
	10	11	3	SP3504	M701-06500100A10101AB100	12	6
	15	16	3	SP3505	M701-06500150A10101AB100	17	6
	20	22	3	SP3506	M701-06500190A10101AB100	22	6
	25	27	3	SP3507	M701-06500230A10101AB100	27	6
	30	36	4	SP4603	M701-06500290A10101AB100	34	6
	40	43	4	SP4604	M701-06500350A10101AB100	43	6
	50	52	4	SP4605	M701-07500440A10101AB100	53	7
	60	62	4	SP4606	M701-07500550A10101AB100	73	7
	75	84	5	SP5601	M701-08500630A10101AB100	86	8
	100	99	5	SP5602	M701-08500860A10101AB100	108	8
	125	125	6	SP6601	M701-09501040A10101AB100	125	9A
150	144	6	SP6602	M701-09501310A10101AB100	150	9A	
500 - 690 V 50/60 Hz, 3-Phase	25	22	4	SP4601	M701-07600190A10101AB100	23	7
	30	27	4	SP4602	M701-07600240A10101AB100	30	7
	30	36	4	SP4603	M701-07600290A10101AB100	36	7
	40	43	4	SP4604	M701-07600380A10101AB100	46	7
	50	52	4	SP4605	M701-07600440A10101AB100	52	7
	60	62	4	SP4606	M701-07600540A10101AB100	73	7
	75	84	5	SP5601	M701-08600630A10101AB100	88	8
	100	99	5	SP5602	M701-08600860A10101AB100	108	8
	125	125	6	SP6601	M701-09601040A10101AB100	125	9A
150	144	6	SP6602	M701-09601310A10101AB100	155	9A	

Output A "Amp" ratings are heavy duty and at 3 kHz switching frequency.

This reference material provides an easy crossover based on hp/Amp ratings. Application specifics should be reviewed by an Control Techniques Application Engineer. For additional assistance, call 1-800-893-2321.

Unidrive SP to Unidrive M701, 575 to 690 V, Heavy Duty

Dimensions


SP Frame	H x W x D (in)	H x W x D (in)	M701 Frame	Retrofit Kit
N/A	N/A	15.4 x 5.6 x 7.9	5	3470-0066
3	15.3 x 9.8 x 10.2	15.4 x 8.3 x 9.0	6	3470-0074
4	21.5 x 12.2 x 11.7	21.9 x 10.6 x 11.0	7	3470-0078
5	33.8 x 12.2 x 11.7	31.7 x 12.2 x 11.4	8	3470-0118
6	46.0 x 12.2 x 11.7	43.6 x 12.2 x 11.4	9A	3470-0118



Differences to Note:

- For Unidrive SP applications with SM-Ethernet use M700 drives
- Unidrive M70x drives do not include a keypad, order separately
- Add SI-I/O option for Unidrive M701 high resolution analog input
- Unidrive SP frame 0 is current product

Crossover Reference Table

Input Voltage	HP	Unidrive SP 			Unidrive M701		
		Output A	Frame	Order Code	Order Code	Output A	Frame
500 - 575 V 50/60 Hz, 3-Phase	2	4.1	3	SP3501	M701-05500030A10101AB100	3	5
	3	5.4	3	SP3502	M701-05500040A10101AB100	4	5
	5	6.1	3	SP3503	M701-05500069A10101AB100	6.9	5
	7.5	9.5	3	SP3504	M701-06500100A10101AB100	10	6
	10	12	3	SP3505	M701-06500150A10101AB100	15	6
	15	18	3	SP3506	M701-06500190A10101AB100	19	6
	20	22	3	SP3507	M701-06500230A10101AB100	23	6
	25	27	4	SP4603	M701-06500290A10101AB100	29	6
	30	36	4	SP4604	M701-06500350A10101AB100	34	6
	40	43	4	SP4605	M701-07500440A10101AB100	44	7
	50	52	4	SP4606	M701-07500550A10101AB100	55	7
	60	63	5	SP5601	M701-08500630A10101AB100	63	8
	75	85	5	SP5602	M701-08500860A10101AB100	86	8
500 - 690 V 50/60 Hz, 3-Phase	100	100	6	SP6601	M701-09501040A10101AB100	104	9A
	125	125	6	SP6602	M701-09501310A10101AB100	131	9A
	20	19	4	SP4601	M700-07600190A10101AB100	19	7
	25	22	4	SP4602	M700-07600240A10101AB100	24	7
	25	27	4	SP4603	M700-07600290A10101AB100	29	7
	30	36	4	SP4604	M700-07600380A10101AB100	38	7
	40	43	4	SP4605	M700-07600440A10101AB100	44	7
	50	52	4	SP4606	M700-07600540A10101AB100	54	7
	60	63	5	SP5601	M700-08600630A10101AB100	63	8
	75	85	5	SP5602	M700-08600860A10101AB100	86	8
100	100	6	SP6601	M700-09601040A10101AB100	104	9A	
125	125	6	SP6602	M700-09601310A10101AB100	131	9A	

Output A "Amp" ratings are heavy duty and at 3 kHz switching frequency.

This reference material provides an easy crossover based on hp/Amp ratings. Application specifics should be reviewed by an Control Techniques Application Engineer. For additional assistance, call 1-800-893-2321.

Option Modules, Software, Keypads & Cloning

SM Option Modules SI Option Modules

SM Option Modules



SI Option Modules

Function	Unidrive SP	Unidrive M701	Notes
	Order Code	Order Code	
Inputs/Outputs	SM-BIPOLAR	Not Available	
	SM-I/O-120V	Not Available	
	SM-I/O-24V	Not Available	
	SM-I/O-32	Not Available	
	SM-I/O-LITE	SI-I/O	
	SM-I/O-TIMER	SI-I/O	Requires KI-KEYPAD-RTC
	SM-I/O-PLUS	SI-I/O	
	SM-I/O-PELV	Not Available	
Communications	SM-CAN	Not Available	
	SM-CANOPEN	SI-CANOPEN	
	SM-DEVICENET	SI-DEVICENET	
	SM-ETHERCAT	SI-ETHERCAT	
	SM-ETHERNET	SI-ETHERNET	Unidrive M700, M702 include Ethernet as standard
	SM-INTERBUS	Not Available	
	SM-PROFIBUS-DP	SI-PROFIBUS	
	SM-PROFINET	SI-PROFINET-V2	
Feedback	SM-SERCOS	Not Available	
	SM-ETC	SM-ETC	
	SM-ENCODER-PLUS	SI-ENCODER	
	SM-ENCODER-OUT	SI-UNI-ENCODER	Unidrive M700, M701, M702 include encoder output as standard
	SM-UNI-ENCODER	SI-UNI-ENCODER	Unidrive M700, M701, M702 include encoder output as standard
Automation	SM-RESOLVER	Not Required	Unidrive M700, M701, M702 include resolver input as standard
	SM-APPS-LITE-V2	SI-APPS-COMPACT	For new applications use MCI200
	SM-APPS-PLUS	SI-APPS-COMPACT	For new applications use MCI210
	SM-EZMOTION	See Note	Use Unidrive SP-EZMotion, part number SPxxxx-EZ
Software	SM-REGISTER	SI-APPS-COMPACT	For new applications use MCI210
	CTSOFT	UNIDRIVE M CONNECT	Unidrive M Connect can import CTSoft files
	CTSCOPE	CTSCOPE	Also built into Unidrive M Connect
	SYPT-LITE	MACHINE CONTROL STUDIO	Onboard PLC programming, MCI200, MCI210
Keypads	SYPTPRO	SYPTPRO	For new applications use MCI200 or MCI210 options, programmed with Machine Control Studio
	SK-KEYPAD-REMOTE	REMOTE-KEYPAD	M600 and M701 have dual RS485 ports as standard. M702 requires KI-485-ADAPTOR (option for M600 and M701).
	Not Available	REMOTE-KEYPAD-RTC	M600 and M701 have dual RS485 ports as standard. M702 requires KI-485-ADAPTOR (optional for M600 and M701).
	SM-KEYPAD	KI-KEYPAD-LCD	
Cloning	SM-KEYPAD-PLUS	KI-KEYPAD-LCD	Use REMOTE-KEYPAD(-RTC) for remote mounting
	SMARTCARD	SMARTCARD	8 k Smartcard
		SMARTCARD-64	64 k Smartcard
SD-CARD-ADAPTOR		Smartcard with SD card adaptor (order SD card separately)	
Cables	CT-USB-CABLE	CT-USB-CABLE	Unidrive M600 and M701 only, M702 uses an Ethernet cable

Differences to Note:

- SM and SI Option modules are not interchangeable
- MCI200 and MCI210 options are programmed using Machine Control Studio software
- SYPT-PRO can only be used to program SI-APPS-PLUS modules
- SYPT-LITE can not be used with Unidrive M products



SM-KEYPAD



REMOTE-KEYPAD



KI-KEYPAD and REMOTE-KEYPAD-RTC

CONTROL TECHNIQUES™

www.controltechniques.us

Connect with us at:

[Twitter.com/Nidec_CTA](https://twitter.com/Nidec_CTA)

[Facebook.com/ControlTechniquesAmericas](https://facebook.com/ControlTechniquesAmericas)

[Youtube.com/NidecControlTechniques-Americas](https://youtube.com/NidecControlTechniques-Americas)

[Linkedin.com/company/control-techniques](https://linkedin.com/company/control-techniques)

Theautomationengineer.com (blog)



©2019 Control Techniques a Nidec Motor Corporation business. The information contained in this brochure is for guidance only and does not form part of any contract. The accuracy cannot be guaranteed as Control Techniques has an ongoing process of development and reserves the right to change the specifications of its products without notice. Unidrive and Control Techniques are registered marks of Nidec Control Techniques Limited in the USA.

Control Techniques
7078 Shady Oak Road Eden Prairie, MN 55344-3505 USA